


**NEW!**

# Eduphoria!

*Creating a Test for Edna I.S.D.*

2023 - 2024



# Eduphoria!: Creating a Test for Edna ISD Table of Contents

**NEW!**

<u>Topics</u>	<u>Page Numbers (With HyperLinks)</u>
Where to Find Eduphoria!	<a href="#">3</a>
Finding Aware & the Author Options	<a href="#">4</a>
Authoring an Assessment	<a href="#">5</a>
Authoring an Assessment: <b>Title of Tests</b>	<a href="#">6</a>
Authoring an Assessment: General Tab	<a href="#">6</a> - <a href="#">13</a>
Authoring an Assessment: <b>Approaches, Meets, and Masters</b>	<a href="#">8</a>
Test Type: <b>Unit Assessment v. Benchmark</b>	<a href="#">9</a> - <a href="#">10</a>
Authoring an Assessment: Adding an Item, Question Types	<a href="#">14</a>
Authoring an Assessment: Adding a <b>Multiple Choice</b> Item	<a href="#">15</a> - <a href="#">19</a>
Depth of Knowledge	<a href="#">18</a>
Authoring an Assessment: Question Icons	<a href="#">19</a>
Authoring an Assessment: Adding a <b>Multiple Selection</b> Item	<a href="#">20</a> - <a href="#">21</a>
Authoring an Assessment: Adding a <b>Numerical Response</b> Item	<a href="#">22</a> - <a href="#">23</a>
Authoring an Assessment: Adding a <b>Constructed Response</b> Item	<a href="#">24</a>
Authoring an Assessment: Adding a <b>Resource</b>	<a href="#">25</a> - <a href="#">27</a>
Authoring an Assessment: Adding an <b>Interactive Item/New STAAR Item</b> Type	<a href="#">28</a> - <a href="#">30</a>
Authoring an Assessment: Using the <b>Item Bank</b>	<a href="#">31</a> - <a href="#">33</a>
Questions Tab: Tracking Test Creation (Total Questions, DOK, TEKS, Question Types)	<a href="#">34</a>
The Layout Tab	<a href="#">35</a>
The Test Key Tab	<a href="#">36</a>
The Online Tab	<a href="#">37</a>
The Administration Tab: Students	<a href="#">38</a>
The Administration Tab: Collection	<a href="#">39</a>
Status: Pending, Active, Archived	<a href="#">40</a>
Assigning Online Tests	<a href="#">41</a> - <a href="#">42</a>
Monitoring Online Tests	<a href="#">43</a>
Testing Over Multiple Days	<a href="#">44</a>
Students Logging on to Online Tests & <b>Student Username and PassWord</b>	<a href="#">45</a>
Students Taking Online Tests	<a href="#">46</a>
<b>Other Options for Creating Tests</b> (Copy of Existing Test & Quick Test Key	<a href="#">47</a>
Rescore, Delete Answer Sheet & Clear Answer Sheet	<a href="#">48</a>
Looking at Student Test Data	<a href="#">49</a> - <a href="#">51</a>
STAAR Cut Point Information	<a href="#">Pending</a>

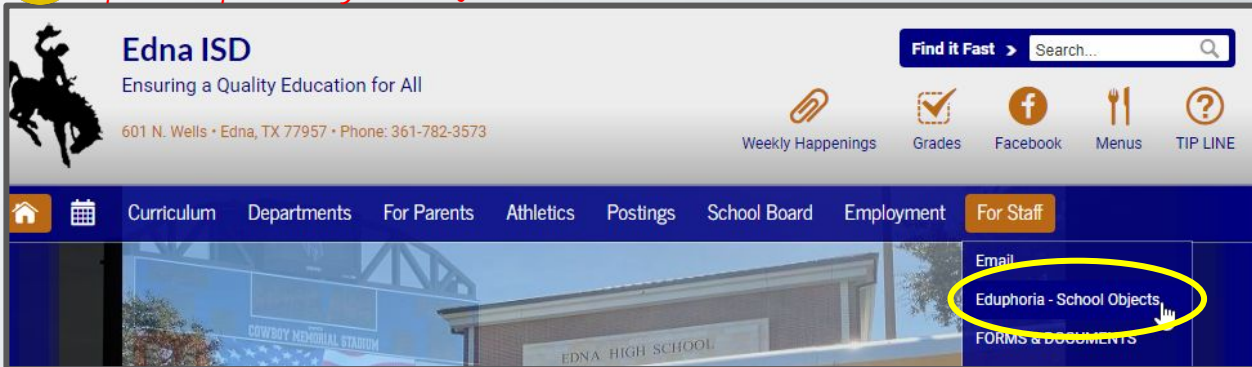
# Eduphoria!

Creating a Test for Edna I.S.D.

This [link](#) will take you to the Eduphoria ZenDesk Help page for all things Aware.

1

Open Eduphoria by clicking on the "For Staff" tab on the Edna ISD website.



# Eduphoria!

Creating a Test for Edna I.S.D.

Where to find Eduphoria!

2

Use your school email address & the password you have created and click "Sign In."

In.  
eduphoria!

[FORGOT PASSWORD](#)

EMAIL

PASSWORD

Sign In

[Forgot Password?](#)

[Table of Contents](#)

Click on "Aware"



Aware

View student test data and perform district benchmarks



Formspace

Create and submit online forms.



Strive

Providing educators the information needed for professional growth.



Forethought

District wide curriculum management and lesson planner.



Helpdesk

Request support and manage all of your requests.



Management

Manage global settings for Eduphoria.

# Eduphoria!

Creating a Test for Edna I.S.D.

Finding Aware & the Author Option

**NEW!**

Look for "Author"

Table of Contents

Overview

ANALYSIS

Quick Views

Data Views Bank

Axiom

Reports

ASSESSMENTS

Author

## Overview

Welcome to Aware! Use this space to track recent

### Quick Views

Recently Scored Assessments – [Analyze T](#)

Select **Author** to create a New Assessment or edit an existing assessment.

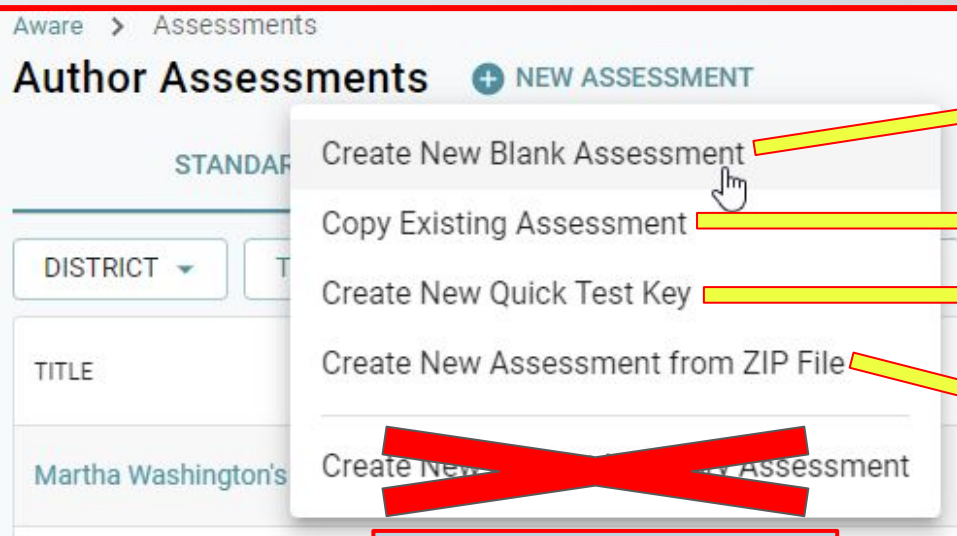


## Authoring an Assessment

# Eduphoria!

Creating a Test for Edna I.S.D.

At the Top: Click on New Assessment



Creates a completely new test with questions and answer choices, from "scratch"

Creates a new test by copying a test that already exists

Creates a new test with no questions - just an answer key that you must create

-Allows you to upload large files that contain tests created outside of Eduphoria

Supports these file types:

- Rich Text Format...
- HTML...
- ExamView Question Bank...
- ANGEL 7.1+...
- Blackboard 6.0-7.0...
- Blackboard 7.1+...
- WebCT CE 4-6/Vista 3-4...

You will not need to use the  
"Create New Student Inventory  
Assessment"

## Authoring an Assessment

*Under Create an Assessment: Click on Create Standard Assessment*

Aware > Assessments > Author

### Create an Assessment

#### Standard Assessment

Create an assessment with selected, constructed, numerical, and interactive response items or search the item bank.

[CREATE STANDARD ASSESSMENT](#)

**Eduphoria!**  
Creating a Test for Edna I.S.D.

### Title of Tests

Test title should be:

Your last name, Semester, Year, Test Name  
(Fall/Spring)

Example: Socha, Fall, 2023, Unit 2 Exam

### General Information

Title \*

Type in the name of the test

Subject \*

(Not Set)

Grade Level \*

Kindergarten

## Authoring an Assessment

For "Subject", click on the dropdown arrow & select a subject from the choices provided

Aware > Assessments > Author

### General Information

Title \*

Socha, Fall 2023, Example Test

Subject \*

(Not Set)

(Not Set)

English Language Arts

Mathematics

Reading

Science

Social Studies

Writing

Special Education

Foreign Language

Elective

Physical Education

Arts

Other

Career & Technical Education

After selecting the subject, choose your grade level from the "Grade Level" dropdown.

Title \*

Socha, Fall 2023, Example Test

Subject \*

English Language Arts

Grade Level \*

Kindergarten

Kindergarten

First

Second

Third

Fourth

Fifth

Sixth

Seventh

Eighth

Ninth

Tenth

Eleventh

Twelfth

Graduated

AdultEd

All Grade Levels

Secondary

Early Elementary

Pre-K

## Authoring an Assessment

# Eduphoria!

Creating a Test for Edna I.S.D.

### Performance Levels (Optional)

Name	Threshold Percentage Values
District Defined Field A	0
District Defined Field B	0
Approaching Grade Level	70
Meets Grade Level	80
Masters Grade Level	90

The default for approaching, meets, and masters are 70%, 80%, & 90%.

However, you can select different percentages for Approaching, Meets, & Masters.

### **\*\*Core Content/STAAR Teachers\*\***

Once, cut points are released from TEA, set summative assessment Approaching, Meets, & Masters percentages to match those.



## Authoring an Assessment

After setting percentages for approaching, meets, and masters, you will select the Test Type.

Test Type \*

Unit Assessments

Unit Assessments ✓

Teacher Test ✗

Benchmarks ✓

Teacher Formative Assessments ✗

For "Test Type" choose  
either **Unit Assessments**  
(given at the end of a unit  
or a 6 weeks)

or

**Benchmarks**  
(for true benchmark  
exams).

**\*\*DO NOT SELECT  
TEACHER TEST or  
TEACHER FORMATIVE  
ASSESSMENTS!\*\***

# Eduphoria!

Creating a Test for Edna I.S.D.

## Authoring an Assessment: Unit Assessment v. Benchmark

# Eduphoria!

Creating a Test for Edna I.S.D.

General Information

Title\*

Test Type \*

Unit Assessments

Subject (Note)

Grade

Kind

Performance Name

District

District

Approval

Meets

Master

Unit Assessments

Teacher Test

Benchmarks

Teacher Formative Assessments

\*Unit Assessments =  
Test covering the TEKS  
that were taught within  
a specific unit of learning

\*Benchmarks =  
Assessments that test all  
or the majority of TEKS  
to be taught in a specific  
course

GENERATE TEST

## Authoring an Assessment

### General Information

Title \*

Test Type \*  
Unit Assessments

Subject \*  
(Not Set)

Associated Courses \*

ADD A COURSE

Grade Level \*  
Kindergarten

Associated Campuses \*

Performance Levels (Optional)  
Name

District Defined Field A

District Defined Field B

Approaching Grade Level

Meets Grade Level

Masters Grade Level

0

70

80

90

-Click "ADD A COURSE"  
-Select your campus by clicking the "+" button

### Curriculum Courses

Click each category to expand the tree. Then click on a course to select it.

- + Elementary
- + Middle School
- + High School

#### Curriculum Courses

Click each category to expand the tree. Then click on a course to select it.

- Elementary
  - + Prekindergarten
  - + Kindergarten
  - + First Grade
  - + Second Grade
  - + Third Grade
  - + Fourth Grade
  - + Fifth Grade
- Middle School
  - + CTE (Career and Technical Education)
  - + English Language Arts and Reading
  - + ESL
  - + Fine Arts
  - + Health
  - + Mathematics
  - + Physical Education
  - + Science
  - + Social Studies
  - + Technology Applications
- + High School

-Then, select either your grade level or subject

GENERATE TEST

Table of Contents

## Authoring an Assessment

Title \*

Subject \*  
(Not Set)

Grade Level \*  
Kindergarten

Performance Levels (optional)

Name	Values (%)
District Defined Field A	0
District Defined Field B	0
Approaching Grade Level	70
Meets Grade Level	80
Masters Grade Level	90

*-From there, you will  
select the specific  
class you are creating  
a test for*

### Curriculum Courses

Mathematics

+ Physical Education

+ Science

+ Social Studies

- Technology Applications

Technology Applications, Grade 6

Technology Applications, Grade 7

Technology Applications, Grade 8

- High School

- CTE (Career and Technical Education)

- Agriculture, Food, and Natural Resources

Principles of Agriculture, Food, and Natural Resources

Livestock Production

Small Animal Management

Equine Science

Advanced Animal Science

Professional Standards in Agribusiness

Agribusiness Management and Marketing

Agribusiness Management and Marketing

CLOSE

# Eduphoria!

Creating a Test for Edna I.S.D.

Table of Contents

## Authoring an Assessment

# Eduphoria!

Creating a Test for Edna I.S.D.

Title \*  
Socha, Fall 2023, Example Test

Subject \*  
English Language Arts

Grade Level \*  
Eighth

Performance Levels (Optional)

Name	Threshold Percentage Values
District Defined Field A	0
District Defined Field B	0
Approaching Grade Level	70
Meets Grade Level	80
Masters Grade Level	90

Test Type \*  
Unit Assessments

Associated Courses \*  
English Language Arts and Reading, Grade 8

ADD A COURSE

Associated Campuses \*  
Edna High School

EDIT CAMPUSES

BACK

GENERATE TEST

-Once all of the required information has been selected, the "Generate Test" button will become active so that you can create your test.

-Based on your settings in Eduphoria, your campus will automatically show up under "Associated Campuses"



## Authoring an Assessment

-You will be taken to the create items screen so that you can create your test.

Aware > Assessments > Author

## Socha, Fall 2023, Example Test

GENERAL

QUESTIONS

LAYOUT

TEST KEY

ONLINE

ADMIN

Status

Pending



Alternate Lettering



Show Test Summary



PRINT DRAFT

CREATE ITEMS

Print and Online Friendly ⓘ

MULTIPLE CHOICE

MULTIPLE SELECTION

NUMERICAL RESPONSE

CONSTRUCTED RESPONSE

RESOURCE

Online Only ⓘ

INTERACTIVE ITEM TYPES

SEARCH  
Item Bank

SEARCH ITEM BANK

Traditional MC Questions

STAAR New Item Types

Pre-Created Questions that can be searched for by TEKS.

STAAR New Item Type:  
-Can select more than one answer-

Answer =  
A Number

Can be an ECR or a SCR  
-MUST be teacher graded-

Add a reading selection, an image, a chart, etc. to tie question(s) to a specific resource.

-Click on one of the question types to begin adding questions to your assessment.

# Euphoria!

**L.S.D.**

### MULTIPLE CHOICE

## CREATE ITEMS

Print and Online Friendly

### MULTIPLE CHOICE

line Only ⓘ

## INTERACTIVE ITEM TYPES

+ Secondary Standard

Selected Response

+ Primary Standard

4 -Once the TEKS is/are added, you can write your question by typing where it says "Enter Question Text."

[← Create New Question](#)

Selected Response

✚ 6.1(F) [P]      ✚ 6.6(C) [R]

Reporting Category: No Reporting Category Attached.

☒ Multiple Choice ☐ Multiple Selection

Font

Size

**B**

*I*

U

 $x_2$  $x^2$ 

**T**

216

1	2	3	4	5	6	7	8	9	10	11	12	13	14	15	16	17	18	19	20	21	22	23	24	25	26	27	28	29	30	31	32	33	34	35	36	37	38	39	40	41	42	43	44	45	46	47	48	49	50	51	52	53	54	55	56	57	58	59	60	61	62	63	64	65	66	67	68	69	70	71	72	73	74	75	76	77	78	79	80	81	82	83	84	85	86	87	88	89	90	91	92	93	94	95	96	97	98	99	100
---	---	---	---	---	---	---	---	---	----	----	----	----	----	----	----	----	----	----	----	----	----	----	----	----	----	----	----	----	----	----	----	----	----	----	----	----	----	----	----	----	----	----	----	----	----	----	----	----	----	----	----	----	----	----	----	----	----	----	----	----	----	----	----	----	----	----	----	----	----	----	----	----	----	----	----	----	----	----	----	----	----	----	----	----	----	----	----	----	----	----	----	----	----	----	----	----	----	----	-----

 $\Omega$ 
$$\begin{array}{l} 1 = \\ 2 = \end{array}$$

- 
- 



...	...
-----	-----

三




Σ

11

Enter Question Text

Rich Text Editor, editor1

Euphoria!

6 -Once you have typed a question, add in Response Boxes, type in possible answer choices, and select the correct answer by clicking the circle next to "Response". The correct answer will have a  next to it.

$\vdash 0.1(F) [P]$ 
 $\vdash 0.0(C) [K]$

Reporting Category: No Reporting Category Attached.

☒ Multiple Choice ☐ Multiple Selection

Font Size B I U  $x_a$   $x^a$   $I_x$             $\Sigma$

Here is where your typed question will appear.

You can change your font type and size by using the text editor above.

You can also insert tables, use special characters, or insert a file by using these icons:

These options will allow you to insert a numbered or bulleted list.



This option will let you add in fractions and common symbols used in mathematical equations.

▲ Response 1

 Response

Rationale:

▲ Response 2

☐ Response

Rationale:

[+ ADD RESPONSE](#)

More info on **math** tools is found on Slide 23

## Adding a Multiple Choice Item


7 -Once you have completed the question and possible answer choices, you can select the Depth of Knowledge by using the drop down in the upper right of the screen.

There is more information about DOK on the next slide.

There is more information about DOK on the next slide.

**\*\*In**  
addition, if  
students  
will need a  
ruler to  
answer the  
question,  
you can  
turn on  
the toggle  
next to  
ruler. **\*\***

**8** -Once you are completely done creating the question, click "CREATE" at the bottom right of the screen.



A screenshot of the bottom right corner of the application window. It shows two buttons: 'CANCEL' and 'CREATE'. A large red arrow points down to the 'CREATE' button, which is highlighted with a blue border. A mouse cursor is clicking on the 'CREATE' button.

Table of Contents

## Depth of Knowledge

### Create New Question

-You can also select the Depth of Knowledge for your questions

-DOK1 = lowest level/recall

-DOK2 = skills & concepts with more than 1 step

-DOK3 = highest level/strategic thinking



(Not Set)

Not Applicable

DOK1

DOK2

DOK3

Item Weight  
1

Item Weight

1

Enter Question Text

-To ensure that TEKS are being tested at the correct rigor, follow these guidelines when creating/adding questions to your tests:

-DOK 1 = 20 - 25% of the test questions

-DOK 2 = 40 - 45% of the test questions

-DOK 3 = 30 - 35% of the test questions

CANCEL CREATE

Table of Contents



## Adding a Multiple Choice Item

-After selecting "CREATE" you will go to a screen that shows the current design details of the assessment you are creating.

Aware > Assessments > Author

### Eduphoria Instructions Test

BACK TO CLASSIC AWARE

GENERAL QUESTIONS LAYOUT TEST KEY ONLINE ADMINISTRATION

Status  
Pending ☒ Alternate Lettering ☒ Show Test Summary [PRINT DRAFT](#)

Total Questions - 1

#### COMPLEXITY/DEPTH OF KNOWLEDGE

DOK1 - 0

DOK2 - 1

DOK3 - 0

#### STANDARDS

6.1(F) [P] - 1

6.6(C) [R] - 1

#### TYPES

Selected Response - 1  
Constructed Response - 0  
Numerical Response - 0  
Interactive Response - 0  
Resource - 0

#### Selected Response

Here is where your typed question will appear.

You can change your font type and size by using the text editor above.

You can also insert tables, use special characters, or insert a file by using these icons:



These options will allow you to insert a numbered or bulleted list.



Add Math

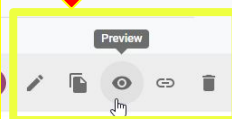
This option will let you add in fractions and common symbols used in math.

A. Response 1

B. Response 2

C. Response 3

- Will let you edit a question as long as the test is still "Pending."
- Will allow you to duplicate the question.
- Gives you an opportunity to see what the question will look like on students' screens.
- Will let you attach the question to a resource.
- Allows you to delete a question.



## Adding a Multiple Selection Item

1 -To add an additional question to your assessment, look for the **+** at the bottom of the screen below the question you just added.

2 -To add a multiple selection item, click "Multiple Selection" that appears in the pop-up after you click the **+**

The screenshot displays the Eduphoria! L.S.D. interface. At the top, a navigation bar includes links for GENERAL, QUESTIONS, LAYOUT, TEST KEY, ONLINE, and ADMINISTRATION. Below this, a 'PRINT DRAFT' button is visible. The main content area shows a list of responses: 'D. Response 2' and 'C. Response 3'. A yellow arrow points from the first instruction box to a '+' icon at the bottom of the 'C. Response 3' entry. To the right of the responses, there are buttons for 'MULTIPLE CHOICE', 'CONSTRUCTED RESPONSE', and 'RESOURCE'. Below the responses, a section titled 'Online Only' includes an 'INTERACTIVE ITEM TYPES' button and a 'SEARCH Item Bank' section with a search bar. On the left side, there is a sidebar with 'STANDARDS' and 'TYPES' sections. The 'TYPES' section lists: 'Selected Response - 0', 'Constructed Response - 0', 'Numerical Response - 0', 'Interactive Response - 0', and 'Resource - 0'. A second yellow arrow points from the second instruction box to a '+' icon, which has triggered a pop-up menu. This menu is highlighted with a yellow border and contains the following options: 'Multiple Choice', 'Multiple Selection' (which is highlighted with a mouse cursor), 'Numerical Response', 'Constructed Response', 'Resource', 'Interactive Item Types', and 'Search Item Bank'. An 'Add New Item' button is also visible within this pop-up menu.

## Adding a Multiple Selection Item

3

-Follow the instructions for adding a multiple choice item. (Slides 15 - 18). However, with "Multiple Selection", you can select more than one correct answer.

a

To add a multiple choice item, click

MULTIPLE CHOICE

GENERAL QUESTIONS

Show Test Summary

PRINT DRAFT

CREATE ITEMS

Print and Online Only

MULTIPLE CHOICE

MULTIPLE SELECTION



b

-On the screen that appears next, click "Primary Standard" to add the TEKS to the question.

c

-You can also add a second TEKS by clicking "Secondary Standard".

+ Secondary Standard

d

-Once the TEKS is/are added, you can write your question by typing where it says "Enter Question Text."

Create New Question

Selected Response

+ 6.1(F) [P]

+ 6.6(C) [R]

Reporting Category: No Reporting Category Attached.

☒ Multiple Choice

☐ Multiple Selection

Font

Size

B

I

U

x<sub>a</sub>

x<sup>a</sup>

I<sub>x</sub>

Ω

Ω

Ω

Ω

Ω

Ω

Ω

Ω

Ω

Ω

Ω

Ω

Ω

Ω

Enter Question Text

Rich Text Editor, editor1

Create New Question

Selected Response

+ Primary Standard

## Adding a Numerical Response Item

Eduphoria!

## ← Create New Question

Numerical Response

+ Primary Standard + Secondary Standard

2

Decimal Point Fixed Digits Before 4 Digits After 3

Decimal Point Fixed

Fixed

Floating

1

-Click "Primary Standard" and "Secondary Standard" to add TEKS to the question.

3

☐ Allow Negative Values  
☒ Allow Negative Values

The next slide will discuss using specific mathematical symbols

2

Select whether you want a **fixed** (allows you to set the number of digits before and after the decimal) or **floating** decimal (answer is not set with a certain number of digits before or after the decimal).

3

Select if you want the answer to (possibly) have a negative value.

4

More info. about DOK is found on [Slide 18](#).

5

Complexity/DOK (Not Set)

Item Weight 1

5 Click on the toggle next to the ruler if you want students to be able to use a digital ruler.

A ruler will appear so that you can customize it.  
Click "CONFIGURE" when you are done.

Type the correct answer below

Answer

0

Must include one decimal.

6

-Once you are completely done creating the question, click "CREATE" at the bottom right of the screen.

Question

Answers

Ruler

CONFIGURE

Width (px)

650

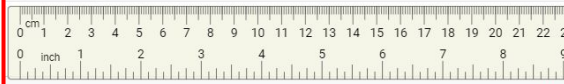
Inches

9

CLOSE

Complexity/DOK (Not Set)

Item Weight 1



## Adding a Numerical Response Item

Eduphoria!

← Create New Question

Numerical Response

+ Primary Standard

+ Secondary Standard

Decimal Point  
FixedDigits Before  
4Digits After  
3☐ Allow Negative ValuesFont Size B I U  $\times$   $\frac{\square}{\square}$   $\Sigma$   $\Omega$   $\int$   $\pi$   $\in$   $\Delta$ 

Table Properties

Rows

500

Columns

2

Headers

None

Border size

1

Alignment

&lt;not set&gt;

Caption

Summary

OK

Cancel

Select Special Character

1 2 3 4 5 6 7 8 9 0 ! " # \$ % & ' ( ) \* + - , . / : ; < = > ? @ A B C D E F G H I J K L M N O P Q R S T U V W X Y Z [ \ ] ^ \_ ` a b c d e f g h i j k l m n o p q r s t u v w x y z { | } ~ € ¢ £ ¤ ¥ ¦ § ¨ © ª « ¬ ® ¯ ° ± ² ³ ´ µ ¶ · ¸ ¹ º » ¼ ½ ¾ À Á Â Ã Ä Å Æ Ç È É Ê Ë Ì Í Î Ï Ñ Ò Ó Ô Õ Ö × Ø Ù Ú Û Ü Ý Þ ß à á â ã ä å æ ç è é ê ë ì í î ï ð ñ ò ó ô õ ö ÷ ø ù ú û ü ý þ ÿ Æ Ç È É Ê Ë Ì Í Î Ï Ñ Ò Ó Ô Õ Ö × Ø Ù Ú Û Ü Ý Þ ß à á â ã ä å æ ç è é ê ë ì í î ï ð ñ ò ó ô õ ö ÷ ø ù ú û ü ý þ ÿ

Cancel

Add Math

1 Insert and customize a table in your question.

2 Insert a special character in your question.

3 Insert various mathematical symbols in your question.



## Adding a Constructed Response Item

Constructed Response Help Link

**1** Once you click to add a constructed response, this screen will appear.

**2** Select the TEKS that align with the question.

**3** Set the minimum and max score (FYI... Short Constructed Responses on STAAR have a max score of either 1 or 2 depending on content area).

**4** Click this box so that a check appears. You MUST grade the constructed responses before any data will populate when students have completed testing.

**5** Click CREATE once you are finished creating the constructed response question.

Additional annotations on the interface:

- 1** (Primary Standard / Secondary Standard): This is where you will type the test question.
- 2** (Min Score / Max Score): Here you can type in a scoring rubric.
- 3** (Teacher Graded checkbox): More info. about DOK is found on [Slide 18](#).
- 4** (Complexity/DOK (Not Set) dropdown): More info. about DOK is found on [Slide 18](#).
- 5** (CREATE button): Click CREATE once you are finished creating the constructed response question.

RESOURCE

*Adding a Resource*

**Eduphoria!**  
Creating a Test for Edna I.S.D.

Aware > Assessments > Author

## Eduphoria Instructions Test

BACK TO CLASSIC

GENERAL QUESTIONS LAYOUT TEST KEY ONLINE ADMINISTRATION

Status

Pending

Alternate Lettering

Show Test Summary

PRINT DRAFT

Total Questions - 0

### COMPLEXITY/DEPTH OF KNOWLEDGE

DOK1 - 0

DOK2 - 0

DOK3 - 0

### STANDARDS

### TYPES

Selected Response - 0

Constructed Response - 0

Numerical Response - 0

Interactive Response - 0

Resource - 0

CREATE ITEMS

### Print and Online Friendly

MULTIPLE CHOICE

MULTIPLE SELECTION

NUMERICAL RESPONSE

CONSTRUCTED RESPONSE

RESOURCE

### Online Only

INTERACTIVE ITEM TYPES

SEARCH

### Item Bank

SEARCH ITEM BANK

*Creating a Resource  
will allow you to include  
reading passages, charts,  
graphs, maps, images, etc.  
in your Eduphoria tests.*

Table of Contents

RESOURCE

## Adding a Resource

# Eduphoria!

Creating a Test for Edna I.S.D.

### Create New Resource

Type in the title of the resource here.

This option will let you insert a table.

This option will let you insert an image you have saved as a file.

When you click "Resource" this screen will appear.

Enter the name of your resource as it will appear for linking purposes. (Example = U.S.A. States Map)

Add your reading passage, chart, graph, map, etc. here.

Example:



You can copy and paste a resource text in this area.

**\*Important ...** if you copy and paste an image of text, then it will not have the capability to read the text to students.\*

Once, you have created your resource, click "CREATE."

Table of Contents

CANCEL CREATE

RESOURCE

## Adding a Resource

Aware > Assessments > Author

## Eduphoria Instructions Test

BACK TO CLASSIC

GENERAL

QUESTIONS

LAYOUT

TEST KEY

ONLINE

ADMINISTRATION

Status

FINISH PAGE



### Resource



Sample Resource Text ...

Sample Resource

0 Linked Items

Add New Item



When you have created the resource this screen will appear.


To connect questions to the resource, click on the  that is inside the resource box. This will allow the resource to appear next to the question on the online testing platform for students.

Table of Contents

## Eduphoria Instructions Test

BACK TO CLASSIC

GENERAL

QUESTIONS

LAYOUT

TEST KEY

ONLINE

ADMINISTRATION

Status

Pending



Alternate Lettering



Show Test Summary



PRINT DRAFT

Total Questions - 0

## COMPLEXITY/DEPTH OF KNOWLEDGE

DOK1 - 0

DOK2 - 0

DOK3 - 0

## STANDARDS

## TYPES

Selected Response - 0

Constructed Response - 0

Numerical Response - 0

Interactive Response - 0

Resource - 0

## CREATE ITEMS

## Print and Online Friendly ⓘ

MULTIPLE CHOICE

MULTIPLE CHOICE

CONSTRUCTED RESPONSE

RESOURCE

## Online Only ⓘ

INTERACTIVE ITEM TYPES

SEARCH  
Item Bank

SEARCH ITEM BANK

These item types will only work in the online version of the test. These CANNOT be added to a test you plan to print out and give to students.



# Adding an Interactive/ New STAAR Item Type

# Eduphoria!

Creating a Test for Edna I.S.D.

← Create New Question

Interactive Response

+ Primary Standard + Secondary Standard

1 Choose your interaction type

2 Construct your question

Hot Text  
Select highlighted text in a sentence, paragraph, or extended reading.  
LEARN MORE

Drag-and-Drop  
Drag answers to the correct area.  
LEARN MORE

Hot Spot  
Select correct answers from parts of an image.  
LEARN MORE

Match Table Grid  
Match sets of answers in a tabular grid.  
LEARN MORE

Charting  
Manually graph bars on a bar chart.  
LEARN MORE

Inequality Graphing  
Graph inequalities in a coordinate plane.  
LEARN MORE

Multipart Items  
Choose the first part of your multipart question

Multiple Choice  
Standard question with one correct answer.

Multiple Selection  
Select more than one correct answer.  
1 FARN MORF

Constructed Response  
Open ended short or extended response.  
1 FARN MORF

Scoring Method  
Correct / Incorrect

Complexity/DOK  
(Not Set)

Item Weight  
1

Correct / Incorrect

Point per Task

Partial Credit (0-1-2)

These are the scoring options available with interactive types.

You can click learn more to see a sample of the item type, and the options available when creating an interactive question.

This screen will appear when you select Interactive Item Type.

Click on each of the links  
below for instructions on  
creating interactive  
questions.

← Create New Question

Interactive Response

+ Primary Standard + Secondary Standard

Scoring Method: Correct / Incorrect Complexity/DOK: (Not Set) Item Weight: 1

1 Choose your interaction type 2 Construct your question 3 Add interactions to the question

**Hot Text**

Hot Text

Select highlighted text in a sentence, paragraph, or extended reading.

LEARN MORE

**Text Entry**

Text Entry

Text Entry with Equation Editor

**Inline Choice**

Inline Choice

Select correct answers from a drop-down menu.

LEARN MORE

**Drag-and-Drop**

Drag-and-Drop

Drag answers to the correct area.

LEARN MORE

**Hot Spot**

Hot Spot

Select correct answers from parts of an image.

LEARN MORE

**Match Table Grid**

Match Table Grid

Match sets of answers in a tabular grid.

LEARN MORE

**Number Line**

Number Line

Graph solutions on a number line.

LEARN MORE

**Fraction Model**

Fraction Model

Graph fractions or decimals of a circle or rectangle.

LEARN MORE

**Charting**

Charting

Manually graph bars on a bar chart.

LEARN MORE

**Basic Graphing**

Basic Graphing

Graph dots in a coordinate plane.

LEARN MORE

**Intermediate Graphing**

Intermediate Graphing

Graph equations in a coordinate plane.

LEARN MORE

**Inequality Graphing**

Inequality Graphing

Graph inequalities in a coordinate plane.

LEARN MORE

Multipart Items

Choose the first part of your multipart question. You can add different types for each additional part in the question editor.

**Multipart Items**

Multiple Choice

Standard question with one correct answer.

LEARN MORE

**Multiple Selection**

Multiple Selection

Select more than one correct answer.

LEARN MORE

**Constructed Response**

Constructed Response

Open ended short or extended response.

LEARN MORE

















CANCEL CREATE

Answers to  
Frequently Asked Questions  
for Interactive Item Types

Interactive  
Item Types  
FAQs

## Using the Item Bank

**Eduphoria!**  
Creating a Test for Edna I.S.D.



Aware > Assessments > Author

**Eduphoria Instructions Test**

GENERAL

**QUESTIONS**

LAYOUT

TEST KEY


ONLINE

ADMINISTRATION

Status  
Pending ▾

☒ Alternate Lettering

☒ Show Test Summary

 **PRINT DRAFT**

Total Questions - 0

**COMPLEXITY/DEPTH OF KNOWLEDGE**

DOK1 - 0

DOK2 - 0

DOK3 - 0

**STANDARDS**

**TYPES**

Selected Response - 0

Constructed Response - 0

Numerical Response - 0

Interactive Response - 0

Resource - 0

CREATE ITEMS

**Print and Online Friendly** ⓘ

MULTIPLE CHOICE

MULTIPLE SELECTION

NUMERICAL RESPONSE


CONSTRUCTED RESPONSE


RESOURCE

**Online Only** ⓘ


INTERACTIVE ITEM TYPES

**SEARCH  
Item Bank**

 **SEARCH ITEM BANK**



You can click on "Search  
Item Bank" to find  
questions based on  
specific TEKS.



## Using the Item Bank

# Eduphoria!

Creating a Test for Edna I.S.D.

Standard  
Mathematics, Grade 6 ▾

TEKS will appear based on the selections you made under the General Tab when you began creating the test.

All Standards Select all standards to add

Mathematics, Grade 6, Adopted 2012

6.1 The student uses mathematical processes to acquire and demonstrate mathematical understanding.

6.1(A) [P] apply mathematics to problems arising in everyday life, society, and the workplace.  
● PROCESS SKILL

6.1(B) [P] use a problem-solving model that incorporates analyzing given information, formulating a plan or strategy, determining a reasonableness of the solution.  
● PROCESS SKILL

6.1(C) [P] select tools, including real objects, manipulatives, paper and pencil, and technology as appropriate, and techniques, including mental math, to solve problems.  
● PROCESS SKILL

6.1(D) [P] communicate mathematical ideas, reasoning, and their implications using multiple representations, including symbols, diagrams, graphs, and tables.  
● PROCESS SKILL

6.1(E) [P] create and use mathematical models to represent and solve mathematical problems.  
● PROCESS SKILL

6.1(F) [P] analyze mathematical relationships to connect and communicate mathematical ideas.  
● PROCESS SKILL

6.1(G) [P] display, explain, and justify mathematical thinking and problem-solving processes using precise mathematical language in written or oral communication.  
● PROCESS SKILL

Click on a TEKS to have question options appear.

Table of Contents

IONS LAYOUT TEST KEY ONLINE ADMINISTRATION

6.1(F) [P] analyze mathematical relationships to connect and communicate mathematical ideas.

Choose Item Bank:

STAAR Released Tests Item Bank ▾

+ BULK ADD QUESTION

Your search yielded 19 questions.

STAAR RELEASED TESTS ITEM BANK

Selected Response

6.1(F)

!

+

Item Id: 82454 | DOK1

The numbers in each set shown below have a common characteristic.

Set S

0.8

$\frac{60}{100}$

Set T

0.4

$\frac{20}{100}$

STAAR RELEASED TESTS ITEM BANK

Selected Response

Item Id: 82475 | DOK1

The measurements in the list below have a characteristic in common.

- 2 miles
- 72,000 inches
- 3,000 feet

Which statement describes the common characteristic?

STAAR RELEASED TESTS ITEM BANK

Selected Response

6.1(F)

!

+

Click the plus sign to add the question to your test.

If you notice an error on a question, click the exclamation point to report it to Eduphoria.

## Using the Item Bank


**Eduphoria!**  
Creating a Test for Edna I.S.D.

### Item Bank

### Question Cart

+ ADD TO TEST

At 8:00 A.M., 26 children were at a day care. By 3:00 P.M., 12 of these children were no longer at day care. Which integer best represents the change in the number of children at the

After you click the  the question will appear in your "Question Cart" on the left-hand side of the screen.

You can add multiple questions, and when you are finished selecting from the Item Bank, click "Add to Test."

PRINT DRAFT

CREATE ITEMS

Print and Online Frie

MULTIPLE CHOICE

Online Only ⓘ

INTERACTIVE ITEM TYPES

SEARCH  
Item Bank

SEARCH ITEM BANK

6.1(F) [P] analyze mathematical relationships to connect and communicate mathematical ideas.

Choose Item Bank:  
STAAR Released Tests Item Bank

+ BULK ADD QUESTION

Your search yielded 19 questions.

RELEASED TESTS ITEM BANK  
Selected Response

6.1(F) ⓘ +

Item Id: 82454 | DOK1

The numbers in each set shown below have a common factor.

Set T	
0.8	$\frac{60}{100}$
0.4	$\frac{20}{50}$

STAAR RELEASED TESTS ITEM BANK

Selected Response

6.1(F) ⓘ +

Item Id: 82475 | DOK1

The measurements in the list below have a characteristic in common.

- 2 miles
- 72,000 inches
- 3,000 feet

Which statement describes the common characteristic?

STAAR RELEASED TESTS ITEM BANK

Selected Response

6.1(F) ⓘ +



## The Questions Tab

# Eduphoria!

Creating a Test for Edna I.S.D.

## Tracking Test Creation

(Total Questions, DOK, TEKS, Types of Questions)

Aware > Assessments > Author

### Eduphoria Instructions Test

GENERAL QUESTIONS

Status: Pending

☒ Alternate Lettering ☒ Show Test Summary [PRINT DRAFT](#)

CREATE ITEMS

**Print and Online Friendly** ⓘ

[MULTIPLE CHOICE](#) [MULTIPLE SELECTION](#)

Total Questions - 9

#### COMPLEXITY/DEPTH OF KNOWLEDGE

DOK1	- 4
DOK2	- 4
DOK3	- 1

#### STANDARDS

6.1(D) [P]	- 8
6.2(B) [S]	- 4
6.3(B) [S]	- 1
6.6(C) [R]	- 1
6.12(D) [R]	- 1

#### TYPES

Selected Response	- 5
Constructed Response	- 1
Numerical Response	- 0
Interactive Response	- 3
Resource	- 0

As you are creating your test, Eduphoria will keep a running list of the number of questions, the number of questions for each DOK level, the TEKS being tested, and the types of questions that will appear on the test.

### A Reminder ...

-To ensure that TEKS are being tested at the correct rigor, follow these guidelines when creating/adding questions to your tests:

- DOK1 = 20 - 25% of the test questions
- DOK2 = 40 - 45% of the test questions
- DOK3 = 30 - 35% of the test questions

## The Layout Tab


Aware > Assessments > Author

### Eduphoria Instructions Test

GENERAL QUESTIONS **LAYOUT** TEST KEY ONLINE ADMINISTRATION

Status: Pending ▼

Test Booklet Style: Elementary ▼

Print Option: Test Booklet ▼  PRINT

*If there are NO interactive questions, you will be able to preview what the test will look like if it is printed out.*

Aware > Assessments > Author

### Eduphoria Instructions Test

GENERAL QUESTIONS **LAYOUT** TEST KEY ONLINE ADMINISTRATION

Status: Pending ▼

*If there are ANY interactive questions, you will NOT be able to preview the test.*

Printing is not supported for tests with interactive questions.

**NEW!**

## Test Key Tab

# Eduphoria!

Creating a Test for Edna I.S.D.

### Eduphoria Instructions Test

GENERAL QUESTIONS LAYOUT TEST KEY ONLINE ADMINISTRATION

Performance Levels

	Percentage	Raw Score
Did Not Meet	< 70	0/11
District Defined Field A		0/11
District Defined Field B		0/11

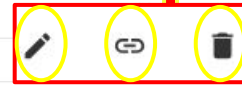
<input checked="" type="checkbox"/>	Approaching Grade Level	70	8/11
<input checked="" type="checkbox"/>	Meets Grade Level	80	9/11
<input checked="" type="checkbox"/>	Masters Grade Level	≥ 90	10/11

Eduphoria will show how many questions students need to get correct to be in the 3 categories.

Pencil Icon = Edit Question

Paperclip Icon = Link a Resource to a Question

Trashcan Icon = Delete Question



Item #	Correct Response	Scoring	Item Max × Item Weight	Item Score (% of Total Score)	Complexity	Standards
1	Match Table Grid	Correct / Incorrect	1 × 1 =	1 (9.1%)	DOK2	6.3(B) [S] M2
2	F, J	Correct / Incorrect	1 × 1 =	1 (9.1%)	DOK2	6.1(D) [P]
3	Hot Spot	Correct / Incorrect	1 × 1 =	1 (9.1%)	DOK1	6.1(D) [P]
5	B	Correct / Incorrect			6.1(D) [P] 6.2(B) [S]	
6	J	Correct / Incorrect			6.1(D) [P] 6.2(B) [S]	
7	D	Correct / Incorrect			6.1(D) [P] 6.2(B) [S]	
8	Scoring Range 0-3	Rubric			6.1(D) [P] 6.12(D) [R]	
9	Drag-and-Drop	Correct / Incorrect			6.1(D) [P] 6.6(C) [R]	

Item # = Number on Test

Correct Response = Correct Answer(s)/Interactive Question Type

Scoring = Correct, Incorrect, Partial Credit or Point per Task

Item Max × Item Weight = # of Points × Weight of Question

Item Score = Percentage of Overall Score on the Test

Complexity = DOK Level

Standards = TEKS

Table of Contents

**NEW!**

Online Tab

# Eduphoria!

Creating a Test for Edna I.S.D.

Preview Online Testing =  
See What the Students  
will see on the testing  
platform

PREVIEW ONLINE TESTING

Turn on any of  
these toggles  
to enable the  
various test  
settings.

LockDown Browser  
means students cannot  
access the internet  
while testing.

Question  
Randomization  
will mix up the  
order of the  
questions on the  
test for students.

TEST SETTINGS

CONTENT CLARIFIERS

## Online Testing Settings

☒ Enable online testing

## Online Testing Proctor Controls

☒ Teachers ☐ Administrators Only


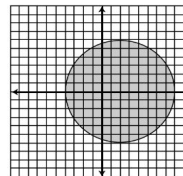
## Test Style

☒ Interactive ☐ Bubble Sheet Only☐ Enable calculator☐ Enable spelling assistance☐ Enable scratchpad drawing☐ Enable line reader☐ Enable students to view submitted responses☐ Enable question randomization[Learn more about question randomization](#)☐ Enable LockDown Browser[Learn more about LockDown Browser](#)Student Login URL  
<https://edna.schoolobjects.com/>

COPY TO CLIPBOARD

## Preview Online Test

## Eduphoria Instructions Test

     SPEAK OPTIONS   ZOOM ADD NOTE  QUESTION GUIDE  EXIT TEST 2. Diana drew a circle on a coordinate grid and shaded the inside, as shown below.

Which ordered pairs represent points located in the shaded part of Diana's circle?  
Select all that apply.

☐ (1, 4)☐ (-5, 0)☐ (2, -8)☐ (-1, -5)

CLEAR ALL

&lt; PREVIOUS

☐ 1 ☒ 2 ☐ 3 ☐ 4 ☐ 5 ☐ 6 ☐ 7 ☐ 8 ☐ 9

NEXT &gt;

CLOSE

Administration Tab

Aware > Assessments > Author

## Eduphoria Instructions Test

GENERAL QUESTIONS LAYOUT TEST KEY ONLINE ADMINISTRATION

Status  
Pending

RESCORE DELETE ANSWER SHEET DELETE ALL ANSWER SHEETS

On the Students Tab

STUDENTS

COLLECTION

Grade  
Sixth

☒ Edna Junior High

CLEAR ALL

### Additional Options

Assigned To  
Students for selected teachers for printing

Campus:  
Edna Junior High

Click all teachers who  
will be administering  
the assessment.

☐ Select All

☐ Jamie Allen

☐ Stephanie Baumann

☐ Sandy Bell

☐ Sarah M Bradley

☐ Cafe Cafe

☐ Jan Clinkscates

☐ Kathryn DeBord

☐ Region 3

☐ Alicia Bailey

☐ Cindy Bazan

☐ Yvonne Benavides

☐ Japhus Brown

☐ Derrick Campbell

☐ Laura Dawlearn

☐ demo demo

☐ Elia Aleman

☐ Elyse Bauerle

☐ Nicole Beard

☐ Tracey Bowser

☐ Mandi Bures

☐ Emily Carcano

☐ BJ DeBord

☐ Rich DuBroc

*\*\*To make sure the test appears  
for your students, on the  
dropdown menu, select "Students  
for selected teachers for  
printing."\*\**

Table of Contents



## Administration Tab

Eduphoria!

Creating a Test for Edna I.S.D.

Aware &gt; Assessments &gt; Author

## Eduphoria Instructions Test

GENERAL QUESTIONS LAYOUT TEST KEY ONLINE ADMINISTRATION

Status

Pending



RESCORE



DELETE ANSWER SHEET



DELETE ALL ANSWER SHEETS

STUDENTS

COLLECTION

On the Collection Tab

Make sure the end date is within the current school year!

## Available Dates

When can this test be taken?

Start Date

7/30/2020



End Date

7/31/2020



Select the date range for when you will be administering the assessment.

Print

☐ Enable plain paper testing

## Preview Settings

☒ Enable teachers to preview online test☐ Hide item images from analysis views

## General Settings

Questions teachers can answer and score

☒ Constructed Response and Text Entry questions only☐ All questions

\*All questions only needs to be selected if teachers will be using a Quick Key and entering students' responses for them (lower elementary).\*

Aware &gt; Assessments &gt; Author

## Eduphoria Instructions

Status

Pending



RESCORE

Pending

Active

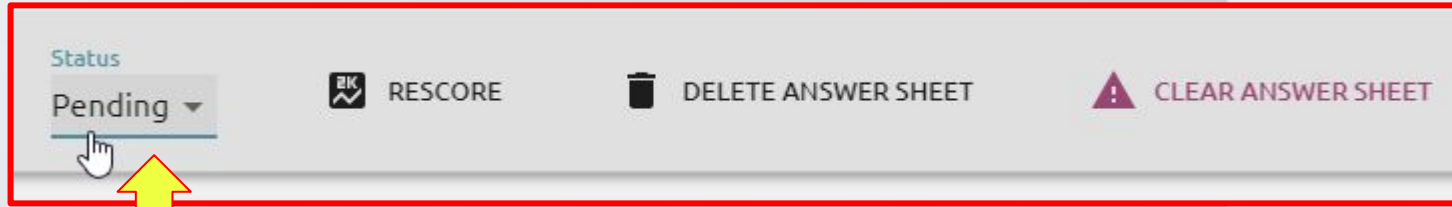
Archived

Once all of the settings have been set, on the left hand side, use the dropdown menu and select "Active."

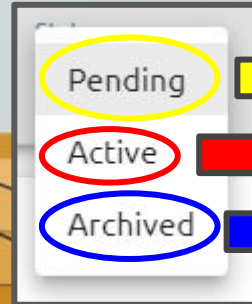
Under the  
Administration  
&  
Students/Collection Tab

Status: Pending, Active, Archived

**Eduphoria!**  
Creating a Test for Edna I.S.D.



Once you are ready to make a test available for students to test, click on the "Status" dropdown.



Pending = test is in creation mode and cannot be administered to students

Active = test is completed and can be administered to students

Archived = test has been taken by all students and is no longer active and available to students until it is reactivated

Status  
Active ▾

## Assigning Online Tests

**NEW!**

**Eduphoria!**  
Creating a Test for Edna I.S.D.

### Overview

Welcome to Aware! Use this page to manage your assessment and analysis activity.

**1** When you are ready to administer the assessment, click the icon.

**2** All tests that are available to administer will appear under the "Tests Available" tab.

**3** Click the icon to turn on online test proctoring.

Administer

Assessments

Last Visited Assessment

TITLE
Socha, Fall 2023, Example Test
Hicks Spring 2023, Vocabulary in Context, The Warmth of Other Suns
Practice Test

Aware > Assessments

TESTS AVAILABLE

Search Tests

Test Title	Test Level	Test Type	Actions
2022 Math Grade 8 Unit 1	My Tea...	Teacher...	
14w Student Performance Rubric - Reading (K-2)	My Tea...	Teacher...	
Scoring Examples	My Tea...	Teacher...	
Student Experience - Online Testing	My Tea...	Teacher...	
Student Supports Demo	My Tea...	Teacher...	

## Assigning Online Tests

# Eduphoria!

Creating a Test for Edna I.S.D.

**1** Next, click on "Online Test Proctoring."

**2** Expand the desired class(es).

**3** Check the "Select All" box to activate the online assessment for all students or check/uncheck individual students. You can also choose "Start All" or "Start Selected," as well as "Stop All" once the assessment is complete.

ONLINE TEST PROCTORING

2022-2023 Math Grade 4 Unit 1 CFA  
Last automatically refreshed at 4:19:21 PM

MATH8 - Period 01

2022-2023 Math Grade 4 Unit 1 CFA

7 Total (6 Not Started, 1 Graded)

Not Started Graded

Hide Students

☐ Select All

	Student Name	Supports	Status	
<input type="checkbox"/> Available	Ileen Bristow III	None	Not Started	End Test
<input checked="" type="checkbox"/> Unavailable	Alane Konopka	Text to Speech Content Clarifiers Spelling Assistance Calculator	Graded	Reopen

## Monitoring Online Tests

# Eduphoria!

Creating a Test for Edna I.S.D.

TESTS AVAILABLE

ONLINE TEST PROCTORING

2022-2023 Math Grade 4 Unit 1 CFA  
Last automatically refreshed at 4:19:21 PM

CLEAR FILTER

COPY STUDENT LOGIN URL

MATH8 - Period 01

2022-2023 Math Grade 4 Unit 1 CFA

7 Total (6 Not Started, 1 Graded)

START ALL START SELECTED STOP ALL

### Student Status

There are five different statuses a student can have while taking a test:

1. **Not Started:** Student has not started the test.
2. **Inactive:** Student has started but is not actively taking the test, or student has closed the test using **Exit Test** without submitting.
3. **In Progress:** Student is actively taking the test.
4. **Completed:** Student has submitted the test and is awaiting manual grading.
5. **Graded:** Student test is graded.



The screenshot shows a table of student statuses. The first row is labeled 'Status' and shows a grey circle next to 'Not Started' and a black square icon with the text 'End Test' to its right. The second row is also labeled 'Status' and shows a blue circle next to 'Graded' and a plus icon with the text 'Reopen' to its right. A yellow circle highlights these two rows.

Teachers can also monitor the status of students as the online test progresses.



## Testing Over Multiple Days

# Eduphoria!

Creating a Test for Edna I.S.D.

TESTS AVAILABLE

ONLINE TEST PROCTORING

If a test will be given over multiple days, teachers should notify students to exit the test manually instead of the teacher ending the test without warning, forcibly closing the test to students. This process will allow the answers to save properly and prevent potential data loss when the test is reopened the next day.

← TESTS AVAILABLE

ENTER ANSWERS FOR SAMPLE TW 3.6

REVIEW & SCORE



View by Questions



Search Students



Names Displayed As

Firstname Lastname

☒ All ☐ Unscored only

MATH8 (Period 01) (7)

All Students

Claire Miller

Colin Hemmings

Gordon Randall

Keith Knox

Madeleine Sutherland

Neil Kerr

Sean Metcalfe

← PREVIOUS

CONSTRUCTED RESPONSE

Claire Miller

1. Student has

Colin Hemmings

Gordon Randall

1. Student has left response blank.

Teachers will be unable to view the student's constructed response answers if the student is currently taking the test online. Once the test is submitted for scoring, the responses will be visible.

The responses cannot be viewed because the student has not submitted the test yet.

## Students Logging on to Online Tests

1 Students have an Eduphoria icon that appears when they are logged into a Chromebook.



3 Under *My Available Tests*, students will select the appropriate test to take. If no tests are listed, the following message will display: "No tests currently available. Please ask your instructor to start your test."

A screenshot of a web application interface. On the left is a blue sidebar with two menu items: "My Available Tests" (selected) and "My Test Scores". The main content area is titled "My Available Tests" and shows a message "the tests that are available to take." followed by a table. The table has four columns: NAME, SUBJECT, INSTRUCTOR, and DATE ASSIGNED. It lists four tests: Math Test 1, Science Test 3, Art Test, and Biology Test 3. In the top right corner, the user's name "Jaden Britton" and a "LOG OFF" link are visible. A yellow arrow points from the "My Available Tests" menu item to the table.

A login form for "Student Online Testing". At the top is a circular logo with a star and the words "EDNA PUBLIC SCHOOLS". Below the logo is the title "Student Online Testing" and the instruction "Enter your student ID and password to begin." There are two input fields: "Student ID:" and "Password:". Below these fields is a green "Login" button with a right-pointing arrow.

2

Students will put in their Student ID # and their password:

Student ID = Student ID# (Lunch #)

Password = Student ID# (Lunch #)

Example:

123456

123456

# Eduphoria!

Creating a Test for Edna I.S.D.

## Students Taking Online Tests

1

Once a student has selected a test, they can then begin the assessment process for the selected test.

The screenshot displays the Eduphoria online test interface. At the top, it shows 'Unit 1 - Body Systems' and the user 'Claire Miller'. Below this are icons for a calendar, a palette, a magnifying glass, and a 'ZOOM' button. A navigation bar includes 'ADD NOTE', 'REFERENCE', and 'EXIT TEST' buttons. The main content area shows a question: '1. Researchers are investigating processes that happen during digestion. Which answer choice describes only a physical change during digestion?'. Below the question are four radio button options: 'Hydrochloric acid in the stomach breaks down proteins.', 'Chemical pie', 'Enzyme', and 'Bacterial fiber'. A 'CLEAR ALL' button is at the bottom left of the question area. A 'Review & Submit' overlay is positioned on the right side of the screen. It contains the text 'There is 1 unanswered item. Click on a question number to review the question.' and a toggle for 'Show only questions with notes'. Below this is a progress bar with question numbers 1 through 7. Question 5 is highlighted with a yellow box and a flag icon, indicating it is the current question. At the bottom right of the overlay are 'CANCEL' and 'SUBMIT TO SCORE' buttons. A red arrow points from the 'SUBMIT TO SCORE' button in the overlay to the 'REVIEW & SUBMIT' button at the bottom of the main interface.

2

When students are done with a test, they click "Review and Submit."

Students will get a warning about any unanswered questions before clicking a final submit button.

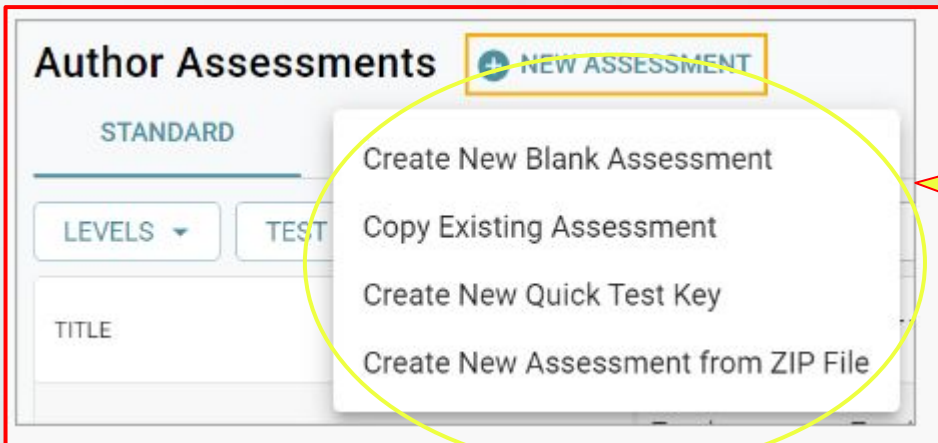
3

Students click "Submit to Score" when they are done reviewing the assessment.

## Teacher Options for Creating Assessments

# Eduphoria!

Creating a Test for Edna I.S.D.



**Author Assessments** **NEW ASSESSMENT**

STANDARD

LEVELS ▾ TEST

TITLE

- Create New Blank Assessment
- Copy Existing Assessment
- Create New Quick Test Key
- Create New Assessment from ZIP File

In addition to the information on the previous slides for creating a new blank assessment, Eduphoria also provides detailed steps on all of the options for creating various kinds of assessments in the platform.

Click on this [link](#) for Eduphoria's help desk files for creating new assessments.

*Under the  
Administration  
&  
Students/Collection Tab*

*Rescore, Delete Answer Sheet, Clear Answer Sheet*

**Eduphoria!**  
Creating a Test for Edna I.S.D.

## Unit 5 - Environments Vocabulary Practice

GENERAL

QUESTIONS

LAYOUT

TEST KEY

ONLINE

ADMINISTRATION

Status

Active



RESCORE



DELETE ANSWER SHEET



DELETE ALL ANSWER SHEETS

Available Files

*If the test key was  
changed, you can rescore  
the answer documents by  
clicking this button.*

*If specific students'  
answer sheets need to be  
deleted, you can click here  
and select answer sheets  
to delete.*

*If a test has to be changed  
(questions added/removed), you  
can click here and clear all  
scores associated with a test.*

Delete Answer Sheet

Select test entries to remove:

Confirmation

Are you sure you want to clear all answered and unanswered documents for this benchmark administration?

CANCEL

OK

Table of Contents

REMOVE ALL AUDIO AND VIDEO

Remove





Quick Views

**NEW!**

Looking at Student Test Data

# Eduphoria!


Creating a Test for Edna I.S.D.

First, click on the  icon on the left side of the screen.

Second, click on the test whose data you want to see.

Overview

ANALYSIS

 Quick Views

Data Views Bank

Single Test

Reports

ASSESSMENTS

Administrator

Author

ITEM BANK

Questions & Resources

STUDENTS

Profiles

Portfolios

Aware > Analysis

Quick View

Class Periods

Period 0 (500H-2)

5th Art

Period 6 (506-2)

5th Reading

Period 8 (509-1)

5th Reading

Period 8 (509-2)

5th Reading

Period 8 (509-3)

5th Reading

Period 8 (509-4)

Student Access Lists

[Adams Middle School] SLO Test

[Adams Middle School] Test

[Sonora Elementary, with a con

[Sonora Elementary, with a con

[Taylor Elementary] TEST - ZW

Edinburg: CR data export

Aware > Analysis

Quick Views - Analyze Tests

YEARS GRADES SUBJECTS TEST TYPES Search by Title RESET FILTERS

TITLE	YEAR	GRADE	SUBJECT	TEST TYPE
<input type="checkbox"/> Williams, Spring 2023, Dual Credit Final	2022-2023	Twelfth	English La...	Unit Assessments
<input type="checkbox"/> Probability Test Norman 2023	2022-2023	Secondary	Mathemati...	Unit Assessments
<input type="checkbox"/> Probability Quiz Norman 2023	2022-2023	Secondary	Mathemati...	Unit Assessments
<input type="checkbox"/> DeBord Spring 2023 Unit 9: Investigating Characteristics of the Solar System	2022-2023	Seventh	Science	Unit Assessments
<input type="checkbox"/> World War II Unit Exam	2022-2023	Tenth	Social Stud...	Unit Assessments
<input type="checkbox"/> Spring 2023, Kinder Math Pearl 6th Six Weeks	2022-2023	Kindergart...	Mathemati...	Unit Assessments
<input type="checkbox"/> Spring 2023, Kinder RLA Skills 9 20.3 Punctuation	2022-2023	Kindergart...	English La...	Unit Assessments
<input type="checkbox"/> Spring 2023, Kinder RLA Skills 9 20.2 Uppercase Letter Writing	2022-2023	Kindergart...	English La...	Unit Assessments
<input type="checkbox"/> Spring 2023, Kinder RLA Skills 9 20.1 Tricky Words	2022-2023	Kindergart...	English La...	Unit Assessments
<input type="checkbox"/> DeBord Spring 2023 Unit 8: Investigating Factors Affecting Earth Systems	2022-2023	Seventh	Science	Unit Assessments

Table of Contents



Quick Views

Apply template to selected assessments

STUDENT SCORES

☐ Summarize by Subject

Selected Assessments

Spring 2023, Kinder Math Pearl 6th Six Weeks

**NEW!**

**1** On the right side of the screen, this bar will appear.

Looking at Student Test Data

**Eduphoria!**  
Creating a Test for Edna I.S.D.

Spring 2023, Kinder Math Pearl 6th Six Weeks									
	Total Students	Raw Score	Percent Score	Approaching Grade Level	Meets Grade Level	Masters Grade Level	Date Taken		
Edna Primary	122	24	78.79%	78.69%	69.67%	45.08%	05/05/23		
Economic Disadvantage	1	24	77.42%	100%	0%	0%	05/09/23		
Asian	2	26	82.26%	100%	50%	0%	05/05/23		
Black/African American	10	17	54.19%	40%	40%	30%	05/05/23		
Hispanic	55	25	80.29%	80%	70.91%	43.64%	05/05/23		
Two or More Races	5	24	76.77%	60%	60%	40%	05/05/23		
White	50	25	82.13%	86%	76%	52%	05/05/23		
Currently Emergent Bilingual	8	23	73.79%	62.5%	50%	37.5%	05/05/23		
Special Ed Indicator	15	21	69.25%	66.67%	60%	20%	05/05/23		

**2** Click on "Apply" to see the test data.

**3** The data will default to over-all data for sub-pops.

RESET

APPLY

Table of Contents



## Quick Views

**NEW!**

## Looking at Student Test Data

# Eduphoria!

Creating a Test for Edna I.S.D.

Student Scores - Spring 2023, Kinder Math Pearl 6th Six Weeks

Student Scores

	Total Students	Raw Score	Percent Score	Approaching Grade Level	Meets Grade Level	Date Taken
Edna Primary	122	24	78.79%	78.69%	09/07/23	45.08%
Economic Disadvantage	1	24	77.42%			0%
Asian	2	26	82.26%			0%
Black/African American	10	17	54.19%			30%
Hispanic	55	25	80.29%			43.64%
Two or More Races	5	24	76.77%			40%
White	50	25	82.13%			52%
Currently Emergent Bilingual	8	23	73.79%			37.5%
Special Ed Indicator	15	21	69.25%			20%

### Data View Icons

## Quick View

Export Edit



Allows you to save a data view in Eduphoria



Export Allows you to export to either a pdf or Excel spreadsheet



Edit Allows you to change what information appears in the columns. This gives detailed editing information.

Click on this [link](#) to go Eduphoria's help desk on Data Views.

### District Summary View



### Campus Summary View



### Teacher Summary View



### Course/Section Summary View



### Individual Student View



"Where They are Now" shows students with current roster information



"Where They Were" shows students rostered where they were when they took the assessment



You can click on any of the data view icons to change the data that appears on your screen.

Grade Level	STAAR Content	Total Number of Questions	Approaches Grade Level				Meets Grade Level				Masters Grade Level			
			Raw Score	Percent Score	Scale Score	Lexile or Percentile	Raw Score	Percent Score	Scale Score	Lexile or Percentile	Raw Score	Percent Score	Scale Score	Lexile or Percentile
Grade 3	STAAR Reading	34	18	53%	1345	505L - 710L	26	76%	1468	730L - 825L	29	85%	1555	890L - 1200L
Grade 4	STAAR Reading	36	20	56%	1434	670L - 835L	27	75%	1550	880L - 980L	31	86%	1633	1030L - 1300L
Grade 4	STAAR Writing	32	18	56%	3550	43-65	22	69%	4000	74-91	27	84%	4612	94-100
Grade 5	STAAR Reading	38	21	55%	1470	735L - 895L	28	74%	1582	940L - 1065L	33	90%	1667	1095L - 1400L
Grade 6	STAAR Reading	40	23	58%	1517	820L - 1000L	31	78%	1629	1025L - 1140L	37	92%	1718	1185L - 1500L
Grade 7	STAAR Reading	42	23	55%	1567	910L - 1085L	31	74%	1674	1105L - 1240L	38	91%	1753	1250L - 1600L
Grade 7	STAAR Writing	46	26	57%	3550	36-60	32	70%	4000		39	86%	4602	91-100
Grade 8	STAAR Reading	44	25	57%	1587	950L - 1140L	34	77%	1700		40	90%	1783	1305L - 1700L
High School	EOC English I (Paper)	68	41	60%	3775	43-57	47	69%			61	88%	4691	94-100
High School	EOC English I (Online)	68	40	59%	3775	43-57	47	68%			61	90%	4691	94-100
High School	EOC English II (Paper)	68	41	60%	3775	41-52	47	69%			61	90%	4831	95-100
High School	EOC English II (Online)	68	43	63%	3775	41-53	48	71%			63	93%	4831	95-100

Grade Level	STAAR Content	Total Number of Questions	Approaches Grade Level				Meets Grade Level				Masters Grade Level			
			Raw Score	Percent Score	Scale Score	Lexile or Percentile	Raw Score	Percent Score	Scale Score	Lexile or Percentile	Raw Score	Percent Score	Scale Score	Lexile or Percentile
Grade 3	STAAR Mathematics	32	16	50%	1345	505L - 710L	25	75%	1486	57-75	28	88%	1596	81 - 100
Grade 4	STAAR Mathematics	34	17	50%	1345	505L - 710L	25	74%	1589	59-72	29	85%	1670	79-100
Grade 5	STAAR Mathematics	36	17	47%	1345	505L - 710L	25	69%	1625	56-71	30	83%	1724	81 - 100
Grade 6	STAAR Mathematics	38	19	50%	1345	505L - 710L	23	61%	1653	62-83	31	82%	1772	85-100
Grade 7	STAAR Mathematics	40	20	50%	1345	505L - 710L	25	63%	1688	65-82	32	80%	1798	87-100
Grade 8	STAAR Mathematics	42	21	50%	1345	505L - 710L	28	67%	1700	61-88	37	88%	1854	91-100
High School	EOC Algebra I	48	29	60%	3550	20-48	33	61%	4000	52-71	41	76%	4333	76-100

Grade Level	STAAR Content	Total Number of Questions	Approaches Grade Level				Meets Grade Level				Masters Grade Level			
			Raw Score	Percent Score	Scale Score	Lexile or Percentile	Raw Score	Percent Score	Scale Score	Lexile or Percentile	Raw Score	Percent Score	Scale Score	Lexile or Percentile
Grade 5	STAAR Reading	36	21	58%	3550	31-60	28	78%	4000	65-83	32	89%	4402	88-100
Grade 8	STAAR Reading	42	23	55%	3550	29-55	30	71%	4000	58-79	35	83%	4406	86-100
High School	EOC English I	54	21	39%	3550	17-41	33	61%	4000	44-78	45	83%	4576	82-100

Grade Level	STAAR Content	Total Number of Questions	Approaches Grade Level				Meets Grade Level				Masters Grade Level			
			Raw Score	Percent Score	Scale Score	Lexile or Percentile	Raw Score	Percent Score	Scale Score	Lexile or Percentile	Raw Score	Percent Score	Scale Score	Lexile or Percentile
Grade 8	STAAR Social Studies	44	23	52%	3550	42-69	32	73%	4000	72-82	36	82%	4268	85-100
High School	EOC US History	68	28	41%	3550	10-34	43	63%	4000	35-64	54	79%	4440	66-100

### Approaches Grade Level

Students at this level have met the minimum passing standard for the given assessment. A student achieving the Approaches Grade Level standard is likely to succeed in the next grade level or course with targeted academic intervention. Knowledge is generally applied in familiar contexts. This level was previously the Satisfactory Level II Phase In Level.

### Meets Grade Level

Student at this level have a greater likelihood of success in the next grade level or course however some short-term, targeted academic intervention may be necessary. A student achieving the Meets Grade Level standard is generally able to think critically and apply knowledge and skills in familiar contexts. This level was previously the Level II Final Phase In Level.

### Masters Grade Level

Students at this level are expected to succeed at the next grade level or course with little or no academic intervention. A student achieving the Masters Grade Level standard has demonstrated the ability to think critically and apply knowledge and skills in both familiar and unfamiliar contexts. This level was previously the Level III Advanced Performance Level.

If you have any questions or would like additional information, please email:

[Table of Contents](#)